

Activities

MI TIERRA MY EARTH

***All rights reserved.** No print of this work may be reproduced in any form without permission in writing from the copyright owner or as per the following exceptions:*

- *If using this activities with your own children at home*
- *If using this activities with students in your classroom.*

To contact the copyright owner, please write to: Ana Calabrese at spanishplusme@gmail.com

This document includes:

1. Instructions
2. Lyrics in Spanish
3. 3 cut-out activities + tips to use them
4. Fill-in-the blank word activity
5. Bonus (Page 10)



MI TIERRA/ MY EARTH

1. **Listen** to the song
2. **Familiarize** yourself with the lyrics
3. **Select** the parts of the song you want to teach
4. **Print** copies of the activities to give to each student or group (If you organize your students into groups you can do a contest which will make it more fun!)
5. **Play** the song again. Then only play the parts you are working with and **stop**.
6. **Sing** together!

MI TIERRA / MY EARTH

Mi tierra es azul, también es verde (2)

My earth is blue, it's also green

Tiene muchos animales, tiene muchas plantas (2)

It has many animals, it has many plants

La voy a cuidar, voy a reciclar

I'm going to take care of it, I'm going to recycle

Mi tierra es azul, también es verde (2)

My earth is blue, it's also green

Tiene pueblos y ciudades, tiene mucha gente (2)

It has towns and cities, it has lots of people

La voy a cuidar, voy a reciclar

I'm going to take care of it, I'm going to recycle

Search for Ana Calabrese on
[Spotify](#), [iTunes](#), [Amazon](#) or
[Google Play](#) to download or
stream this and more songs
from the album
Short + Fun Spanish Beats



Cut-out activities

Earth cut out activity (page 5) Grades PK-1

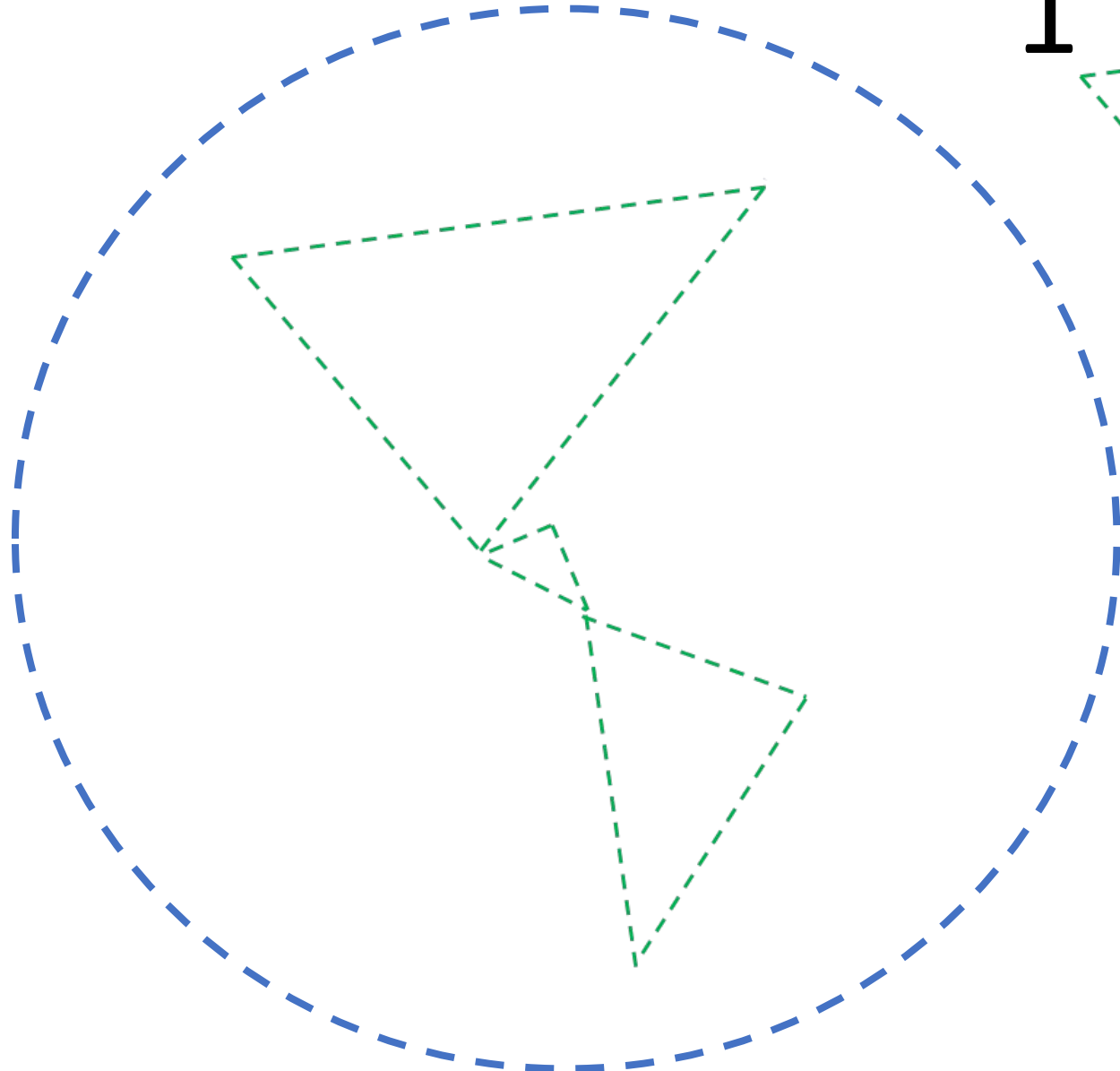
1. Review shapes: circle (círculo) and triangle (triángulo)
2. Review colors: Blue (azul) and Green (verde)
3. Review the continent America and that you can represent its shape using 3 triangles
4. You can either ask the students to color the circle in blue and triangles in green, or trace the shapes and bring pre-cut circles and triangles made of construction paper for students to paste on the circle.
5. Ask the students to cut out the triangles located on the side of the paper and paste them over the guides inside the circle. You can also invite your students to draw Earth with chalk outside.

Images cut out activity (page 6) Grades 2nd-6th

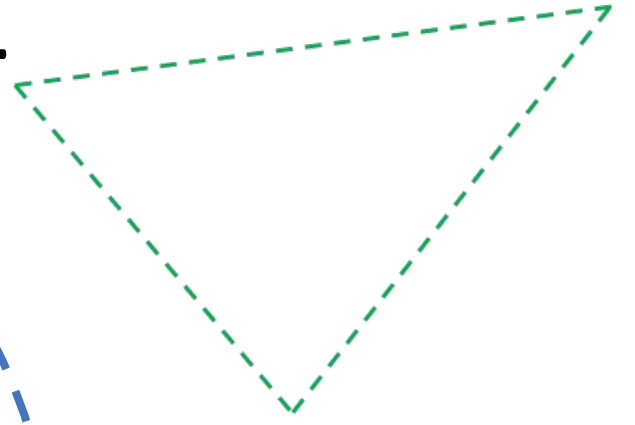
1. You can do this activity using your board or projector. Invite students to select and place the correct image in the space on the lyrics; or make copies for each student or group of students. You can use the whole song or divide the activity in two parts.
2. Ask the students to cut out each image and paste it in the correct space on the lyrics. Each image represents one word.

Words cut out activity (page 7) Grades 2nd-8th

1. Introduce the verbs: Reciclar (Recycle) and Cuidar (take care)
2. Give each student or group of students a set of letters and images to cut out (2 sets included on page 7), and a page to put the words together (page 8)
3. Ask them to paste the letters in order to spell both verbs and also glue the image that symbolizes the meaning of each of them.



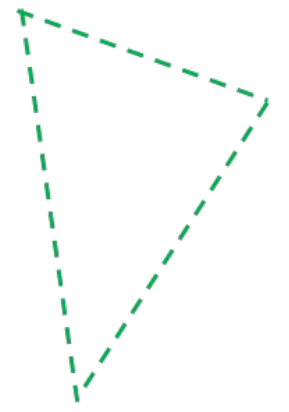
1



2



3



Nombre: _____

Mi _____ es azul, también es verde


Tiene muchos _____, tiene muchas _____

La voy a _____, voy a _____

Mi _____ es _____, también es _____








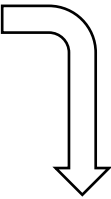





Tiene _____ y _____, tiene mucha _____

La voy a _____, voy a _____





Nombre: _____



Animales



Nombre: _____

Cuidar



Draw a line to connect the words on the left with the image that best describes its meaning.

Gente



Then use the words to fill in the spaces to complete the lyrics of the song "Mi Tierra".

Pueblos



Mi _____ es azul, también es verde

Tiene muchos _____,

tiene muchas _____

Tierra



La voy a _____, voy a _____

Plantas



Mi _____ es _____,

también es _____

Ciudades



Tiene _____ y _____

tiene mucha _____

Reciclar



La voy a _____, voy a _____

Nombre: _____



es

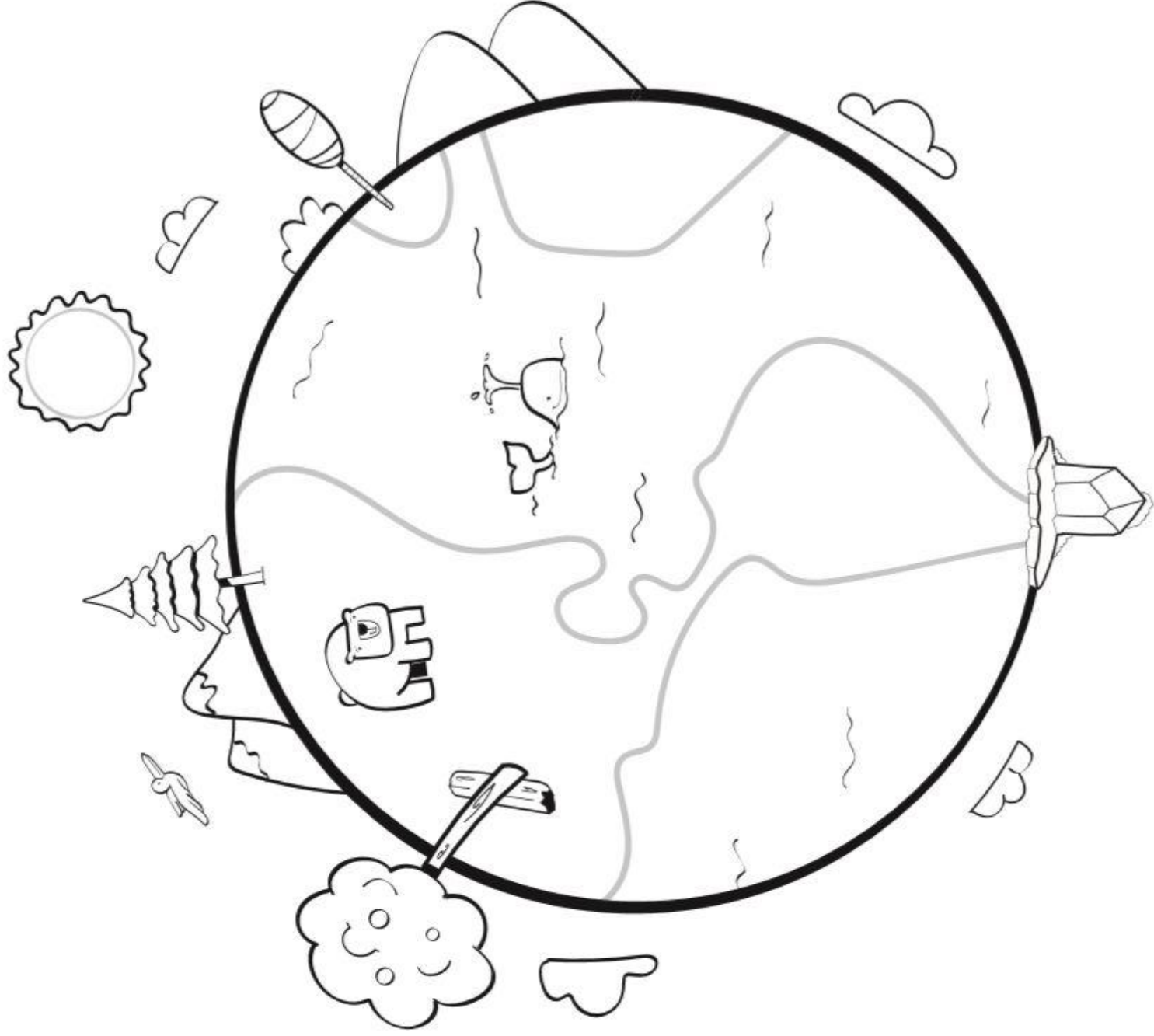
tiene

Cut-out the words on the left to fill in the spaces on the right, or use them as a guide to write down the corresponding words.



voy a

- Verde
- Pueblos
- Azul
- Plantas
- Cuidar
- Ciudades
- Gente
- Animales
- Reciclar



*I hope these activities where useful for you.
Please let me know if I can help improve your
experience in any way!*

Ana Calabrese



spanishplusme@gmail.com



@anacalabrese_spm

Search for Ana Calabrese on iTunes, Amazon or Google Play to download this
and more songs from the album Short + Fun Spanish Beats